









# Recipe for: Fruit Kabobs!

---



[WWW.THEKITCHENEERS.COM](http://WWW.THEKITCHENEERS.COM)



---

## Grocery List:

-  Apple
-  Pear
-  Pineapple
-  Grapes
-  Strawberries
-  Wooden Skewers




## Inventory:

-  Knife (if needed)
-  Wooden Skewers

-  = Adult needs to help!
-  = Kitcheneer approved activity!

Makes 1-2 servings.

## Directions:

-  Rinse all fruits with cold water.
-  Alternate apple, pineapple, grape, pear, and strawberries on wooden skewer.
-  You can put them in any order you want. Try layering them to make a pattern!

*eat smart, be smart!*