











Recipe for: Tuna Logs!






WWW.THEKITCHENEERS.COM

Serving Size: 24

Grocery List:

-  6 1/2 ounces canned tuna -- packed in water
-  3 eggs, hard-boiled – chopped
-  3 tablespoons mayonnaise
-  1/2 teaspoon spicy brown mustard
-  1 celery stalk – chopped
-  2 oz. chopped onion
-  Lettuce leaves cut in half down the stem
-  decorative toothpicks

Directions:

-  Mix tuna, eggs, mayonnaise, mustard, celery, and onion together as in tuna salad.
-  Place one or two tablespoons of mixture on a cut lettuce leaf and roll into a log.
-  Pierce with a decorative toothpick.
-  (Chopped Chicken, ham, shrimp, etc., can be used in place of tuna.)
-  Makes 2 dozen.

 = Adult needs to help!

 = Kitcheneer approved activity!

where kids rule the kitchen!