










Recipe For: White Chicken Chili






WWW.THEKITCHENEERS.COM

Grocery List:

Ingredients:

-  32 OZ. Chicken Broth
-  15 OZ. (1 Can) Great Northern Beans
-  ½ TSP. Chili Powder
-  1 TSP. Cumin
-  8 OZ. Chunky Salsa
-  1 LB. Pepper Jack Cheese
-  2LBS Cooked chopped Chicken Breast

Inventory:






-  Crock Pot
-  Large Spoon/Ladle
-  Measuring Spoons
-  Scale
-  Knife

 = **Adult needs to help!**

 = **Kitcheneer approved activity!**

Makes 8 servings.

Cooking Directions:

-  Cook and chop chicken
-  Cube cheese (unless you bought shredded!)
-  Combine all ingredients in crock pot
-  Set crock pot to HIGH and let sit 30 minutes (or until cheese is melted)
-  Serve hot.

eat smart, be smart!